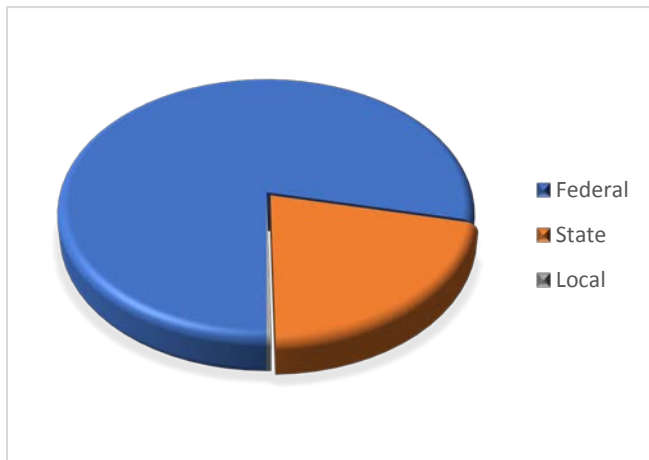


Head Start Revenues for 2021-2022

<u>Funding Source</u>	<u>Amount</u>
Federal	2,017,152.39
State	596,573.50
Local	18.00
Total Funds Received	\$ 2,613,743.89



2021-2022 Budgetary Expenditures Compared to Proposed 2022-2023

Budget Category	2021-22 Actual	2022-23 Proposed
Personnel	46.15%	42.76%
Fringe Benefits	25.61%	21.43%
Travel	.18%	.68%
Equipment	0.00%	0.00%
Supplies	2.79%	3.36%
Contractual	2.23%	4.89%
Other	23.03%	26.88%
Totals	100.00%	100.00%

Audit

Three Rivers Community Action Inc.'s most recent audit can be found at ThreeRiverscap.org under the About Us tab.

Enrollment

	<u>Federal</u>	<u>State</u>	<u>Total</u>
Funded Enrollment	169	22	191

Cummulative enrollment for 2021-22 was **202**. This includes children who enrolled and dropped during the school year.

Monitoring Review

Three Rivers Community Action, Inc. Head Start program received a Focus 2 review in April, 2022. There were **NO** findings or deficiencies found.

Medical and Dental Exams

Number of enrolled children that received medical and dental exams. These numbers include all children that were enrolled in Head Start at some point during the school year.

Up to date on immunizations: 158

Dental Exams completed: 165 The children that did not receive a dental exam dropped from the program

Physical Exam completed: 162

Demographics

Gender:

47% Girls
53% Boys

Primary Language:

63% English
19% Spanish
18% Arabic African Languages

Race:

25% White/non-Hispanic
36% White/Hispanic or Latino
30% Black or African American
8% Bi-racial/Multi-racial
1% American Indian or Alaska Native
0% Asian

IEP:

22% of actual enrollment

Age or Class/Grade:

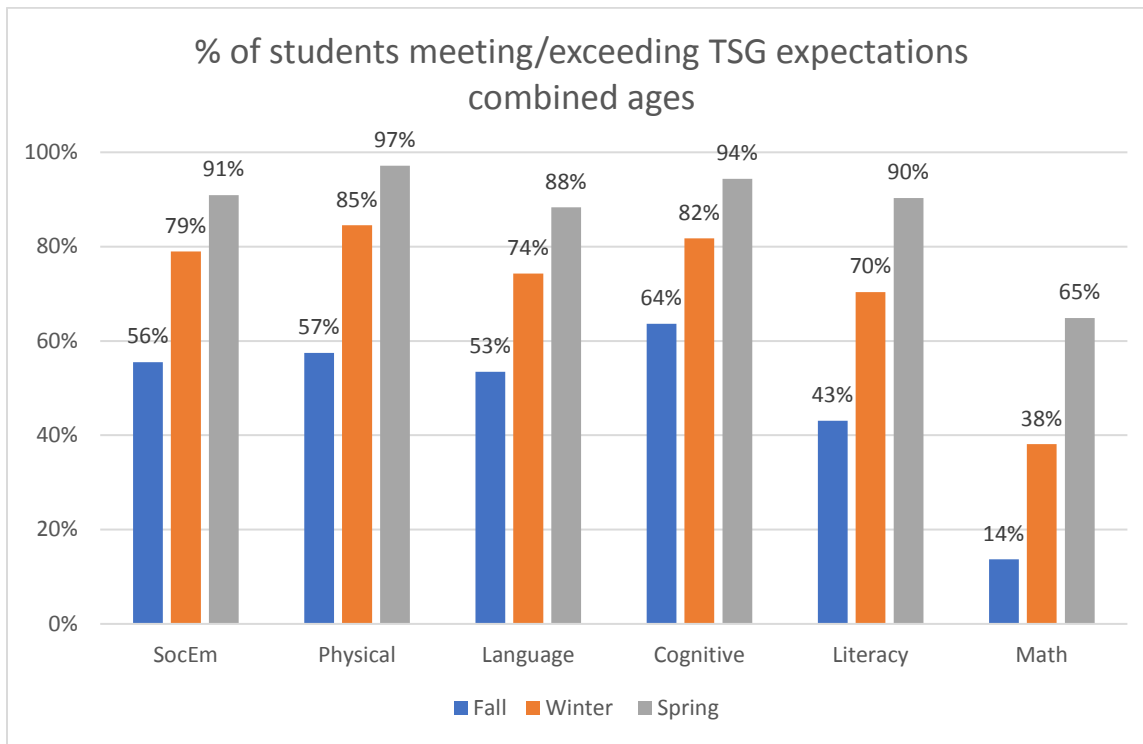
Age 4 by 9/1/20 52%
Age 3 by 9/1/20 37%
Turned 3 after 9/1/20 9%

Efforts to Prepare Children for School

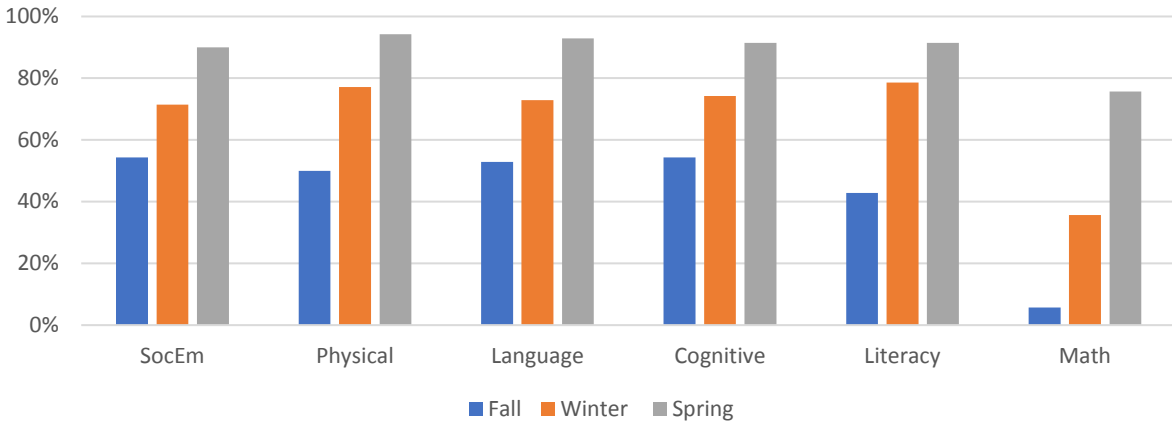
The overall program goal for the 2021-22 program year was for 85% of the children to be meeting or exceeding the widely held expectations (meeting or exceeding the color band range for their age) set by the TSGold assessment tool.

Child Progress from Fall 2021 to Spring 2022

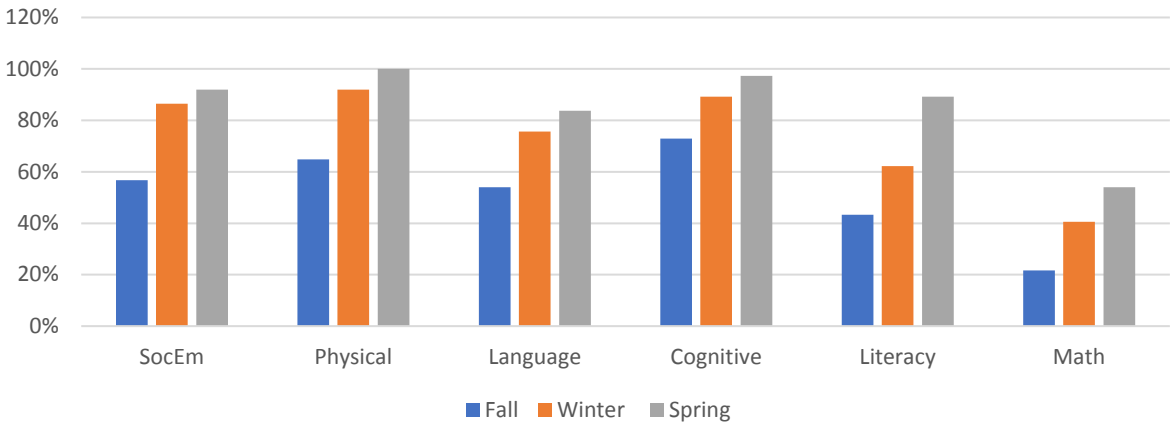
This year's child outcomes data was collected from 107 children enrolled in the full 2021-22 program year.



% of students meeting or exceeding TSG expectations
4yos

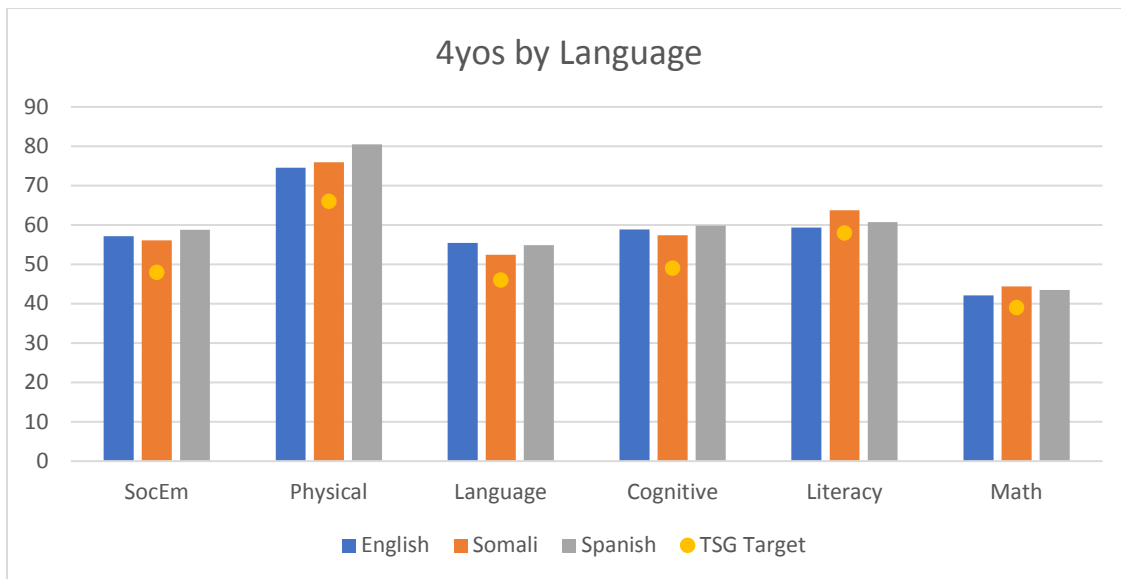
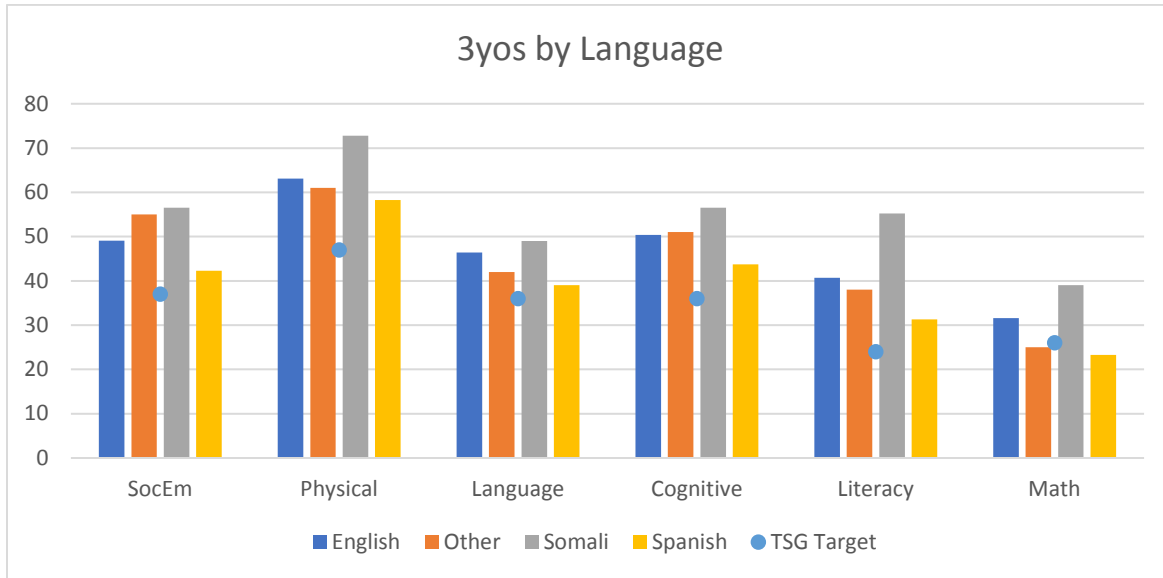


% of students meeting or exceeding TSG expectations
3yos



Language and child outcomes

Child outcomes for dual language learners were analyzed below. Further breaking out the data by language gives the following results:



Three Rivers Community Action, Inc. Head Start program upgraded its assessment tool to Teaching Strategies Gold in 2011. The upgrade was made to keep up with the new requirements and the need to produce data in a timelier manner. As a member of the Minnesota Head Start Association's Quality Assessment User Group (now called Child and Family Outcomes Group), Three Rivers Head Start followed the User Group's recommendation and adopted Teaching Strategies Gold in order to participate in state-wide School Readiness data collection.

In fall 2013, all staff received training on *Creative Curriculum for Preschool*, 5th Edition (from Teaching Strategies, Inc.), and started implementing the curriculum in their lesson planning. Teachers received additional curriculum training in fall 2015. Teachers also use *Conscious Discipline*, a social-emotional learning and classroom management program which teaches children self-regulations and provides additional support in the Social Emotional developmental area. *Conscious Discipline* parenting education curriculum is also used to improve parenting knowledge and skills, increase parents' ability to manage their own emotions and respond to children's challenging behaviors.

Three Rivers Head Start ensures that data is accurately rated by requiring teaching staff to complete TS Gold's online Inter-rater Reliability certification. Teachers first became certified in fall 2012 and now must be re-certified every two years, contributing to the overall validity of the data. In addition, Professional Development coordinators complete *Creative Curriculum for Preschool* and *Teaching Strategies Gold Fidelity Tool for Administrators* with each teacher. They began using this fidelity tool in winter 2016.

After data finalization in fall 2021 and winter and spring of 2022, data debrief meetings were held with teaching teams. The week after teachers finalize child outcomes for a checkpoint period, the Education coordinator relays program-wide child outcome information to teaching and administrative staff. The Education coordinator meets individually with teachers about their classroom data so teachers can plan for individualizations and adjust the curriculum to meet children's needs. Additional data is also analyzed with the child outcomes data, including attendance, in-kind calendars, family goals and outcomes, etc.).

Since the 2012-13 winter checkpoint, we have been providing teachers with a report prepared by the data analyst hired by MHSA for the School Readiness

project. The report lists children who are at highest risk for not meeting developmental targets for kindergarten, based on their fall checkpoint scores and potential growth mitigated by their risk factors. Teachers use the information to plan individualizations for this small group of children to ensure that they are ready to enter kindergarten by the end of Head Start's program year.

Parent Engagement and Child Outcomes

Year-end 2022

This report is organized according to the seven family outcomes of the PFCE Framework.

Family Outcome #1: FAMILY WELL-BEING: Parents and families are safe, healthy, and have increased financial security.

- Families set **9 health**-related goals in three areas.
 1. Physical activity: 2 goals / 1 completed
 - more outdoor time as a family
 2. Nutrition: 4 goals / 1 completed
 - eat together as a family
 - eat a variety of foods
 - child learns to eat with utensils
 3. Other health-related: 3 goals / 2 completed
 - dental treatment for child
 - get health insurance
- Families set **15 financial** goals related to
 - Housing (buy, move, get assistance for rent): 5 goals / 4 completed
 - Energy Assistance: 7 goals / 7 completed
 - Other: 3 goals set / 3 completed
 - Weatherization
 - Get bike for child
 - Get a job



As of May 25, 2022, current Head Start families have received \$50,049.50 from EAP (Energy Assistance Program) and \$16,674.00 from Economic Bridging, homeless prevention and other programs Three Rivers Community Action administers since July/August 2021.


Data sources: ChildPlus Family Service Events: Family Goal – Other, and Family Goal - Well-being; CAP60: Case History

Family Outcome #2: POSITIVE PARENT-CHILD RELATIONSHIPS: Beginning with transitions to parenthood, parents and families develop warm relationships that nurture their child's learning and development.


- Develop warm family relationships (spend more time together, movie nights, family meals), manners, patience, kids say in school: 14 goals set / 2 completed
- Literacy-related (read together): 6 goals / 3 completed
- Support children's growing independence: goals
 - Potty training – 15 goals / 8 completed
 - Routines (daily/bedtime) – 5 goals / 2 completed
 - Other (self-help skills) – 1 goal

Data sources: ChildPlus Family Service Events: Family Goal – Parent/child and Family Goal - Other & School Readiness Goal - Other Family Outcome #3: FAMILIES AS LIFELONG EDUCATORS: Parents and families observe, guide, promote, and participate in the everyday learning of their children at home, school, and in their communities.


- Parents set **152 goals** to support their children’s school readiness in **literacy**. **Seventy-nine** goals (52%) were completed.

Literacy area	# goals set	# completed	
Recognize letters in names or the alphabet in general	69	42	
Trace or write names (first name and/or last name) or letters of the alphabet (upper case/lower case)*	52	28	
Phonological awareness (letter sounds, sounding out words, rhyming)	14	4	
Other (recognize name, reading, language-related, talk about story)	17	5	

- Parents set **100 goals** to support their children’s school readiness in **math**. **Seventy** goals (70 %) were completed.

	Math area	# goals set	# completed
	Count to 5, 10 or higher	49	32
	Count items	3	3
	Recognize numbers	27	21
	Recognize shapes	17	12
	Other (classify/sort, write numbers)	4	2


- Parents set **50 goals** in the areas below to support their children’s school readiness. **Twenty-six** goals (52%) were completed.

Area		# goals set	# completed
Learn colors		12	5
Fine motor skills		9	5
Social-emotional skills		28	16
Other (set learning goals for child)		1	0

Data source: ChildPlus Family Service Events: Family Goal – Parent/child – social-emotional, School Readiness Goal – literacy, math, other

Family Outcome #4 FAMILIES AS LEARNERS: Parents and families advance their own learning interests through education, training and other experiences that support their parenting, careers, and life goals.

- Parents set goals for their own learning in the following areas:

	# goals set
sign up for/continue with/finish GED	2
English as a Second Language class	1
Get drivers license	3
total	5

Data source: ChildPlus Family Service Event: Family Goal-Learning

Family Outcome #5: FAMILY ENGAGEMENT IN TRANSITIONS: Parents and families support and advocate for their child’s learning and development as they transition to new learning environments, including Early Head Start to Head Start, EHS/HS to other early learning environments, and HS to kindergarten through elementary school.

Families set **122 transition** goals. **One hundred fifteen** goals (94%) were completed.

	# goals set	# completed
Register for Kindergarten or contact K teacher or school	65	61
Return to Head Start for another year	41	39
Transition to another program	2	1
Transition more easily to Head Start	5	5
Sibling application for Head Start in	7	7
Other	2	2

ChildPlus Family Service Event: Transition Goal – to Head Start, to 2nd/3rd year Head Start, to kindergarten

Goals summary: 496 set, 289 (58%) completed

Family Outcome #6: FAMILY CONNECTIONS TO PEERS AND COMMUNITY: Parents and families form connections with peers and mentors in formal or informal social networks that are supportive and/or educational and that enhance social well-being and community life.

Parent meetings/family fun nights were held in person this year when pandemic restrictions allowed.

- Ice cream socials in parks in Northfield, Faribault (2), Red Wing, Zumbrota and Wabasha in September
- Parent meeting (October 15) in *Zumbrota* switched to zoom at last minute due to weather.
- Family fun night in *Red Wing* (March 24): 37 people from 9 families attended.
- River Bend Nature Center, *Faribault*: no families attended either April 2 or 30
- RAD Zoo visited *Northfield*: 9 families attended (36 total) plus staff & families (17)
- Family Carnival in *Wabasha*: 9 families (23 HS children & adults + younger siblings & EHS/EBHV families) plus 6 staff
- Family fun night in *Zumbrota*: 7 families (32 total) plus 4 staff
- Graduations/end of year celebrations
 - Faribault: May 19 in Central Park
 - Northfield: handed out cupcakes & certificates at pick-up time on May 19.
 - Red Wing: year-end program at Colvill Family Center, ice cream social in the park next door on May 20.
 - Wabasha: Family Carnival with EHS families (see above)
 - Zumbrota: year-end celebration in Covered Bridge Park on May 19

Data source: PFCE Coordinator, ChildPlus Family Service Event – Parent meeting

Family Outcome #7: FAMILIES AS ADVOCATES AND LEADERS: Parents and families participate in leadership development, decision-making, program policy development, or in community and state organizing activities to improve children's development and learning experiences.

- Six Policy Council meetings have been held this program year (August, October, November, January, March and May). New parents from Faribault (2) and Wabasha (1) joined the group in November.
- Policy Council chair Sarah Rieke attended MHSA's Annual meeting in December.

- Sarah R. finished her work with Minnesota Department of Education's Preschool Development Grant Evaluation Committee and continues as the work evolves as a member of the Preschool Development Grant Improve Group. Sarah L. (Wabasha parent) participated in a focus group the Improve Group hosted.
- Honesty (Faribault parent) shared several suggestions for fun family activities in the community with family engagement staff.
- Sarah L. (Wabasha parent) would like to provide peer support to any Wabasha parents who want to connect.
- Sarah (Rieke) Thompson & Sarah Latham met with Office of Head Start Focus Area 2 monitoring team in mid-April! They did a fantastic job of answering the questions.

Data sources: Policy Council minutes, MHSA minutes